

This document must be retained for future reference.

It is the responsibility of the person installing the electrical equipment to ensure that the installation meets the requirements of the IET wiring regulations and is therefore 'fit for purpose'. Factors such as correct selection of components, cable sizing, protective devices and Earth bonding are all critical and should be checked prior to full testing and power-up. Any other regulations applicable to the equipment being installed such as the Machinery Directive and current health and safety legislation must also be adhered to.

All connections (including factory made) must be checked for the correct tightness prior to commissioning of the electrical installation. All connections should also be inspected periodically to ensure correct tightness.

DO NOT USE POWER TOOLS ON THESE PRODUCTS




Stud Terminals



Part Number: ONKA-2***

Features & Benefits

- The colour coding on the DIN rail terminals makes installation, maintenance and repair easier as the different phases are easily identified.
- STC range of enclosed stud terminals also available
- Ideal applications include temporary supplies like exhibitions, concerts and gen sets – also made easier as our terminals eliminate the chances of incorrectly wired phases.
- 2 cable lugs can be mounted on each side of the stud terminal



Black Stud Terminals	
ONKA-2344	50mm ² M8 (150A)
ONKA-2384	95mm ² M8 (232A)
ONKA-2424	150mm ² M12 (309A)
ONKA-2464	240mm ² M12 (415A)

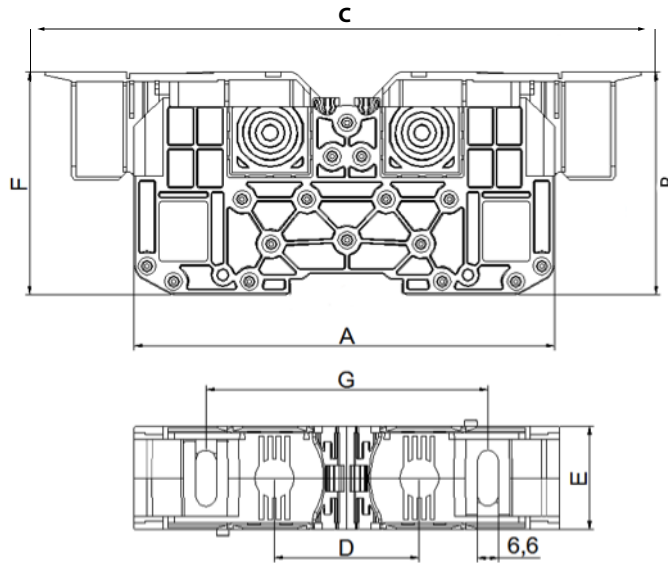
Blue Stud Terminals	
ONKA-2345	50mm ² M8 (150A)
ONKA-2385	95mm ² M8 (232A)
ONKA-2425	150mm ² M12 (309A)
ONKA-2465	240mm ² M12 (415A)

Green/Yellow Stud Terminals *	
ONKA-2358	50mm ² M8 (150A)
ONKA-2399	95mm ² M8 (232A)
ONKA-2439	150mm ² M12 (309A)
ONKA-2479	240mm ² M12 (415A)

* Without covers

Brown Stud Terminals	
ONKA-2346	50mm ² M8 (150A)
ONKA-2386	95mm ² M8 (232A)
ONKA-2426	150mm ² M12 (309A)
ONKA-2466	240mm ² M12 (415A)




Grey Stud Terminals	
ONKA-2342	50mm ² M8 (150A)
ONKA-2382	95mm ² M8 (232A)
ONKA-2422	150mm ² M12 (309A)
ONKA-2462	240mm ² M12 (415A)



D = Distance Between Stud Bolts
G = Fixing Centres

Section (mm ²)	Bolt	Tightening Torque (Nm)	Current (A)	Voltage (V)	A (mm)	B (mm)	C (mm)	D (mm)	E (mm)	F (mm)	G (mm)
50	M8	10	150	1000	108	51	137	40	27	59	77
95			232		132	62	184	45	32	69	87
150	M12	14	309		139	70	246	60	42	80	95
240			415		164	78	276	60	55	90	97

Body	PA 6.6 V2
Legs	PA 6.6 V2
Cover	PA 6.6 V2
Bolt	Steel
Nuts	Steel
Bridge	Copper
Terminal Capacity	2 lugs per side



Enclosed Stud Terminals available in steel and GRPC enclosures

