

Important Safety Notice

It is the responsibility of the person installing the electrical equipment to ensure that the installation meets the requirements of the IET wiring regulations and is therefore 'fit for purpose'. Factors such as correct selection of components, cable sizing, protective devices and Earth bonding are all critical and should be checked prior to full testing and power-up. Any other regulations applicable to the equipment being installed such as the Machinery Directive and current health and safety legislation must also be adhered to.

All connections (including factory made) must be checked for the correct tightness prior to commissioning of the electrical installation.

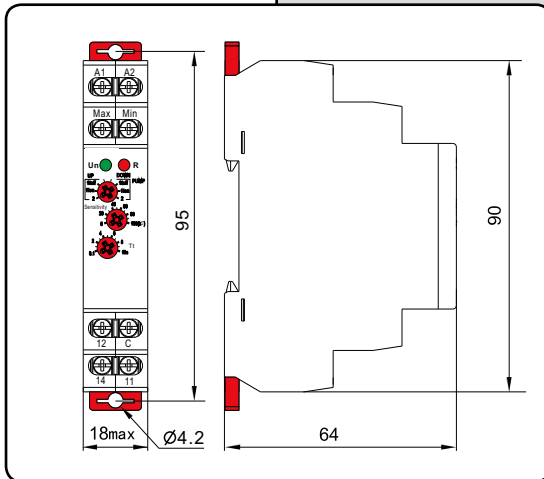
All connections should be checked periodically to ensure correct tightness.

DO NOT USE POWER TOOLS ON THESE PRODUCTS

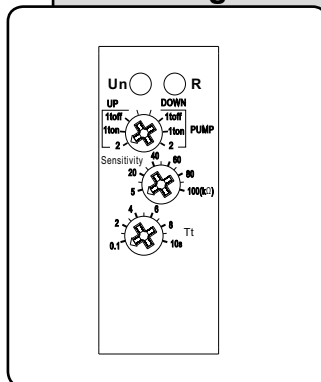


Data	ECLC03
Function	1 or 2 level control
Supply terminals	A1-A2
Voltage range	AC/DC 24-240V(50-60Hz)
Input	Maximum 2VA
Supply voltage tolerance	-15%;+10%
Sensitivity (input resistance)	Adjustable in range 5 kΩ -100 kΩ
Voltage in electrodes	Maximum AC 5 V
Current in probe	AC <0.1 mA
Time response	Maximum 400 ms
Maximum capacity length	800 m (sensitivity 25kΩ), 200 m (sensitivity 100 kΩ)
Maximum capacity of probe cable	400 nF (sensitivity 25kΩ), 100 nF (sensitivity 100 kΩ)
Time delay (t)	Adjustable, 0.5 -10 s
Time delay after power on	1.5 s
Accuracy in setting (mechanical)	± 5 %
Temperature coecient	0.05%/°C/,at=20°C(0.05%/°F, at=68°F)
Output	1×SPDT
Current rating	10A/ AC1
Switching voltage	250VAC/24VDC
Minimum breaking capacity DC	500mW
Output indication	Red LED
Mechanical life	1×10 ⁷
Electrical life(AC1)	1×10 ⁶
Reset time	Maximum 200ms
Operating temperature	-20°C to +55°C (-4°F to 131°F)
Storage temperature	-35°C to +75°C (-22°F to 158°F)
Mounting/DIN rail	Din rail EN/IEC 60715
Protection degree	IP40 for front panel/IP20 terminals
Operating position	Any
Overvoltage category	III.
Maximum cable size (mm ²)	solid wire max.1×2.5 or 2×1.5/with sleeve max.1×2.5(AWG 12)
Dimensions	90 x 18 x 64mm
Weight	81g
Standards	IEC/EN 62055-1,IEC/EN61010-1

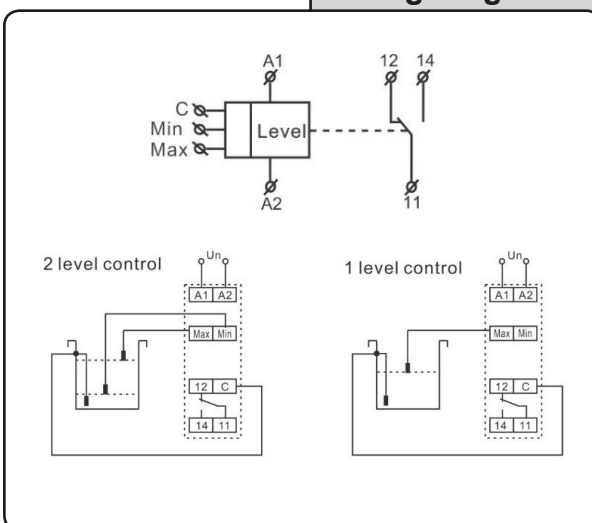
Dimensions:



Panel Diagram:



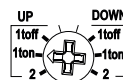
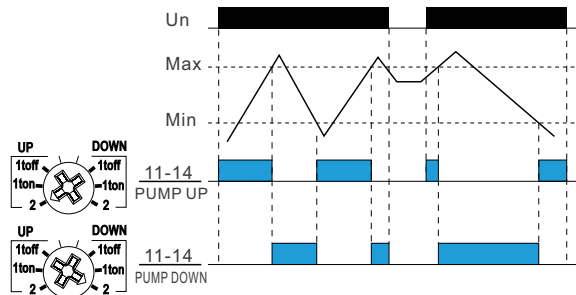
Wiring Diagram:



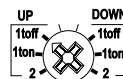
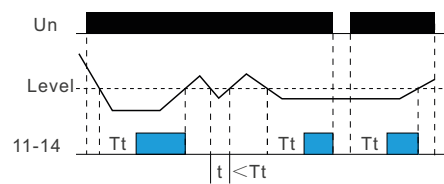
Functions Diagram:

GRL8-02

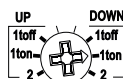
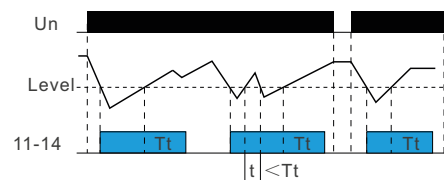
2 level control(pump up/down)



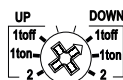
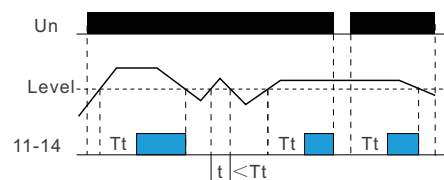
1 level control(pump up t on)



1 level control(pump up t off)



1 level control(pump down t on)



1 level control(pump down t off)

